



panda 3.0 Pro 1

600W

MAXIMUM MODULE EFFICIENCY

23.2%

POSITIVE POWER TOLERANCE

0~+5_w



N-type TOPCon Bifacial Module

**IMPROVED POWER
NEVER SETTLE FOR LESS**

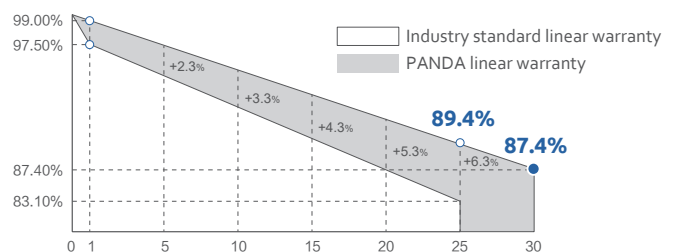
- Backside Yield
- Wide Applications
- Superior Yield
- Outstanding Bifaciality
- Excellent Durability



Yingli Solar Website

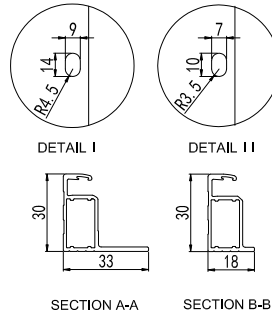
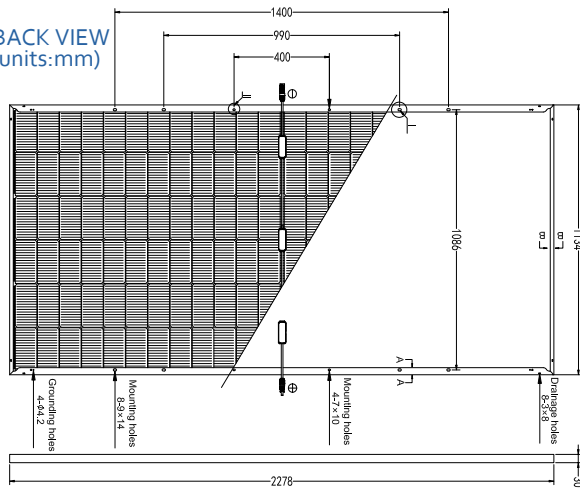
QUALIFICATIONS & CERTIFICATES

- IEC 61215, IEC 61730, CE
- ISO 9001: Quality management systems
- ISO 14001: Environmental management systems
- IEC 62941: Quality system for PV module manufacturing
- ISO 45001: Occupational health and safety management systems

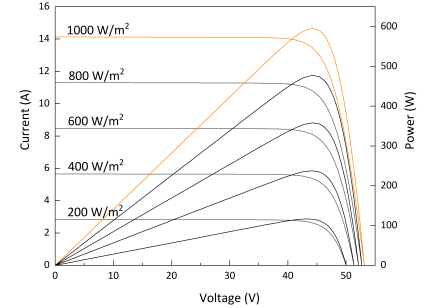


1.00% the 1st year power degradation
0.40% annual power degradation

BACK VIEW
(units:mm)



I-V / P-V CURVES



Warning: Read the Installation and User Manual in its entirety before handling, installing and operating Yingli Solar modules.

Electrical Parameters at Standard Test Conditions (STC)

Module type	YLxxxCF72 e/2 (xxx=Pmax)	575	580	585	590	595	600
Power output* \cdot Pmax (W)		575	580	585	590	595	600
Power output tolerances Δ Pmax (W)		0 / + 5					
Module efficiency η_m (%)		22.3	22.5	22.6	22.8	23.0	23.2
Voltage at Pmax - Vmpp (V)		44.10	44.23	44.36	44.49	44.62	44.75
Current at Pmax-Imp (A)		13.04	13.12	13.19	13.27	13.34	13.41
Open-circuit voltage \cdot Voc (V)		52.53	52.68	52.83	52.98	53.13	53.28
Short-circuit current \cdot Isc (A)		13.85	13.92	13.99	14.06	14.13	14.20

STC: 1000 W \cdot m $^{-2}$ irradiance, 25 $^{\circ}$ C cell temperature, AM 1.5. *Measruing tolerance: \pm 3%.

Electrical Parameters at Nominal Operating Cell Temperature (NOCT)

Power output-Pmax (W)	437	441	445	449	453	456
Voltage at Pmax - Vmpp (V)	42.07	42.19	42.32	42.44	42.56	42.69
Current at Pmax-Imp (A)	10.40	10.46	10.52	10.58	10.64	10.69
Open-circuit voltage-Voc (V)	49.88	50.03	50.17	50.31	50.45	50.60
Short-circuit current-Isc (A)	11.16	11.22	11.27	11.33	11.38	11.44

NOCT: open-circuit module operation temperature at 800 W \cdot m $^{-2}$ irradiance, 20 $^{\circ}$ C ambient temperature, 1 m \cdot s $^{-1}$ wind speed.

Bifacial Electrical Parameters at Standard Test Conditions(BNPI)

Power output-Pmax (W)	637	643	648	654	660	665
Voltage at Pmax - Vmpp (V)	44.10	44.23	44.36	44.49	44.62	44.75
Current at Pmax-Imp (A)	14.45	14.54	14.61	14.70	14.78	14.86
Open-circuit voltage-Voc (V)	52.53	52.68	52.83	52.98	53.13	53.28
Short-circuit current-Isc (A)	15.35	15.42	15.50	15.58	15.66	15.73

BNPI: 1000W \cdot m $^{-2}$ on the front side and 135 W \cdot m $^{-2}$ on the back side , 25 $^{\circ}$ C cell temperature, AM 1.5.
Bifaciality coefficient is 80% \pm 5%.

Thermal Characteristics

Nominal operating cell temperature \cdot NOCT($^{\circ}$ C)	42 \pm 2
Temperature coefficient of Pmax \cdot γ (% / $^{\circ}$ C)	- 0.29
Temperature coefficient of Voc \cdot β (% / $^{\circ}$ C)	- 0.24
Temperature coefficient of Isc \cdot α (% / $^{\circ}$ C)	0.042

Packaging Specifications

Number of modules per pallet	36
Number of pallets per 40' container	20
Packaging box dimensions (L / W / H)	2300 mm / 1110 mm / 1245 mm
Box weight	1207 kg

Construction Materials

Cell (material / quantity)	n-type monocrystalline silicon / 6 \times 24
Glass (thickness)	2.0 mm / 2.0 mm
Frame (material)	anodized aluminum alloy
Junction box (type / protection degree)	3 bypass diodes / \geq IP68
Cable (length / cross-sectional area)	\pm 300 mm or customized length / 4 mm 2

\cdot Due to continuous innovation, research and product improvement, the specifications in this product information sheet are subject to change without prior notice.
 \cdot The specifications may deviate slightly and are not guaranteed.
 \cdot The data do not refer to a single module and they are not part of the offer, they only serve for comparison to different module types.

Operating Conditions

Max. system voltage	1500 V $_{DC}$
Max. series fuse rating*	30 A
Operating temperature range	- 40 $^{\circ}$ C \sim 85 $^{\circ}$ C
Max. static load, front (e.g., snow)	5400 Pa
Max. static load, back (e.g., wind)	2400 Pa
Max. hailstone impact (diameter / velocity)	25 mm / 23 m \cdot s $^{-1}$

General Characteristics

Dimensions (L / W / H)	2278 mm / 1134 mm / 30 mm
Weight	32.0 kg



Yingli Solar Website