



YLM 3.0 Pro 1

555W

MAXIMUM MODULE EFFICIENCY

21.5%

POSITIVE POWER TOLERANCE

0~+5_w



P-type PERC Bifacial Module

IMPROVED POWER NEVER SETTLE FOR LESS

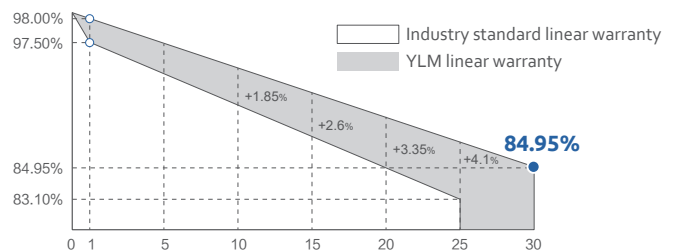
- Backside Yield
- Wide Applications
- Superior Yield
- Lower Losses
- Excellent Durability



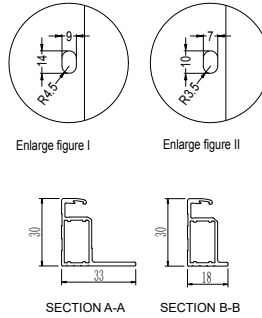
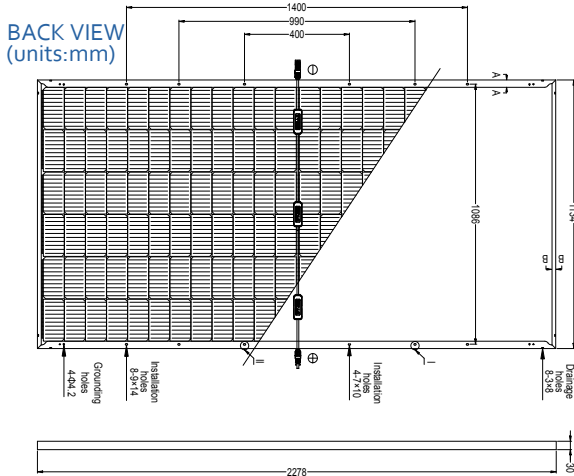
Yingli Solar Website

QUALIFICATIONS & CERTIFICATES

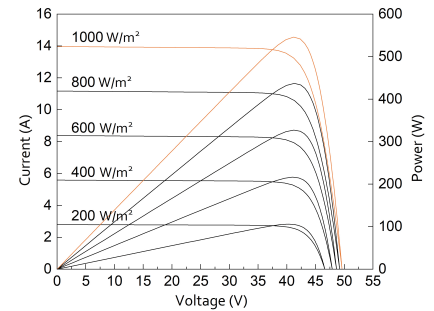
- IEC 61215, IEC 61730, UL 61730, CE
- ISO 9001: Quality management systems
- ISO 14001: Environmental management systems
- IEC 62941: Quality system for PV module manufacturing
- ISO 45001: Occupational health and safety management systems



2.00% the 1st year power degradation
0.45% annual power degradation



I-V / P-V CURVES



Warning: Read the Installation and User Manual in its entirety before handling, installing and operating Yingli Solar modules.

Electrical Parameters at Standard Test Conditions (STC*)

Module type	YLxxxDF72 e/2 (xxx=Pmax)					
Power output-Pmax (W)	530	535	540	545	550	555
Power output tolerances-ΔPmax (W)	0 / + 5					
Module efficiency-η _m (%)	20.5	20.7	20.9	21.1	21.3	21.5
Voltage at Pmax - V _{mpp} (V)	41.30	41.45	41.60	41.75	41.90	42.05
Current at Pmax-I _{mpp} (A)	12.84	12.91	12.99	13.06	13.13	13.20
Open-circuit voltage-V _{oc} (V)	49.15	49.30	49.45	49.60	49.75	49.90
Short-circuit current-I _{sc} (A)	13.76	13.83	13.90	13.97	14.04	14.11

*STC: 1000 W·m⁻² irradiance, 25°C cell temperature, AM 1.5.

Electrical Parameters at Nominal Operating Cell Temperature (NOCT*)

Power output-Pmax (W)	403	407	411	415	419	422
Voltage at Pmax - V _{mpp} (V)	39.39	39.53	39.67	39.82	39.96	40.10
Current at Pmax-I _{mpp} (A)	10.24	10.30	10.36	10.42	10.47	10.53
Open-circuit voltage-V _{oc} (V)	46.72	46.87	47.01	47.15	47.29	47.44
Short-circuit current-I _{sc} (A)	11.09	11.14	11.20	11.25	11.31	11.37

*NOCT: open-circuit module operation temperature at 800 W·m⁻² irradiance, 20°C ambient temperature, 1 m · s⁻¹ wind speed.

Bifacial Electrical Parameters at Standard Test Conditions(BNPI*)

Power output-Pmax (W)	580	586	591	597	602	607
Voltage at Pmax - V _{mpp} (V)	41.30	41.45	41.60	41.75	41.90	42.05
Current at Pmax-I _{mpp} (A)	14.05	14.13	14.21	14.29	14.37	14.45
Open-circuit voltage-V _{oc} (V)	49.15	49.30	49.45	49.60	49.75	49.90
Short-circuit current-I _{sc} (A)	15.06	15.14	15.21	15.29	15.37	15.44

*1000W·m⁻² on the front side and 135 W·m⁻² on the back side , 25°C cell temperature, AM 1.5.
Bifaciality coefficient is 70% ± 5%.

Thermal Characteristics

Nominal operating cell temperature-NOCT(°C)	39 ± 2
Temperature coefficient of Pmax-γ (% / °C)	- 0.35
Temperature coefficient of Voc-β (% / °C)	- 0.28
Temperature coefficient of I _{sc} -α (% / °C)	0.05

Packaging Specifications

Number of modules per pallet	36
Number of pallets per 40' container	20
Packaging box dimensions (L / W / H)	2300 mm / 1110 mm / 1245 mm
Box weight	1207 kg

Construction Materials

Cell (material / quantity)	p-type monocrystalline silicon / 6 × 24
Glass (thickness)	2.0 mm / 2.0 mm
Frame (material)	anodized aluminum alloy
Junction box (type / protection degree)	3 bypass diodes / ≥ IP68
Cable (length / cross-sectional area)	± 300 mm or customized length / 4 mm ²

•Due to continuous innovation, research and product improvement, the specifications in this product information sheet are subject to change without prior notice.
The specifications may deviate slightly and are not guaranteed.
•The data do not refer to a single module and they are not part of the offer, they only serve for comparison to different module types.

Operating Conditions

Max. system voltage	1500 V _{DC}
Max. series fuse rating*	30 A
Operating temperature range	- 40°C~ 85°C
Max. static load, front (e.g., snow)	5400 Pa
Max. static load, back (e.g., wind)	2400 Pa
Max. hailstone impact (diameter / velocity)	25 mm / 23 m·s ⁻¹

General Characteristics

Dimensions (L / W / H)	2278 mm / 1134 mm / 30 mm
Weight	32.0 kg



Yingli Solar Website