



YLM 3.0 Mini 1

415W

MAXIMUM MODULE EFFICIENCY

21.3%

POSITIVE POWER TOLERANCE

0~+5<sub>w</sub>



P-type monofacial PV module

# IMPROVED POWER NEVER SETTLE FOR LESS

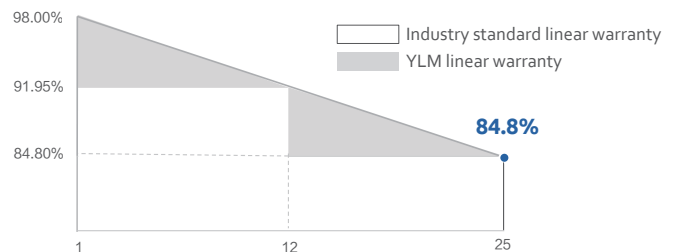
- Classic Structure
- Wide Applications
- Superior Yield
- Lower Losses
- Excellent Durability



Yingli Solar Website

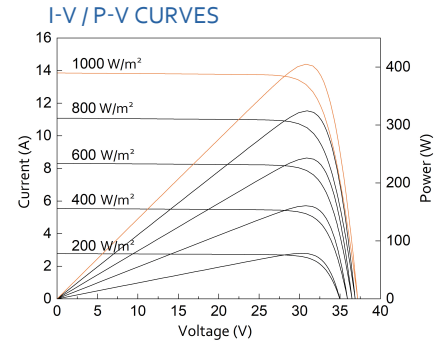
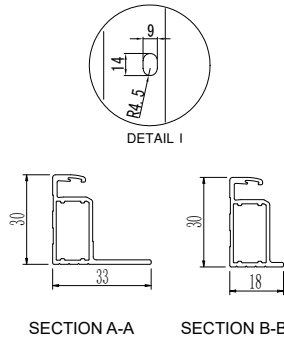
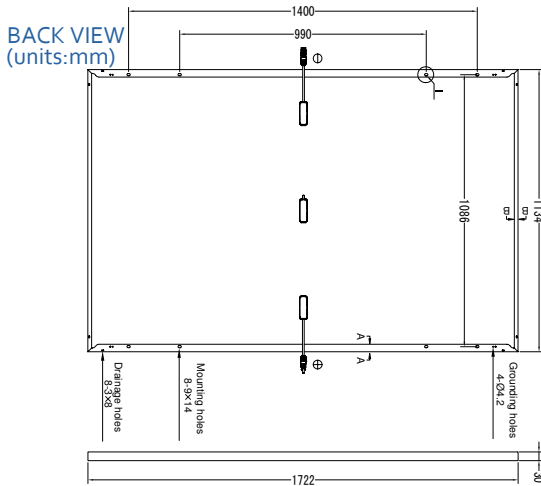
## QUALIFICATIONS & CERTIFICATES

- IEC 61215, IEC 61730, UL 61730, CE
- ISO 9001: Quality management systems
- ISO 14001: Environmental management systems
- IEC 62941: Quality system for PV module manufacturing
- ISO 45001: Occupational health and safety management systems



2.00% the 1st year power degradation  
 0.55% annual power degradation

# YLM 3.0 Mini 1



Warning: Read the Installation and User Manual in its entirety before handling, installing and operating Yingli Solar modules.

## Electrical Parameters at Standard Test Conditions (STC\*)

Module type	YLxxxD-37e 1/2 (xxx=Pmax)	YLxxxD-37e 1500V 1/2 (xxx=Pmax)	YLxxxD-37e 1500V 1/2 (xxx=Pmax)	YLxxxD-37e 1500V 1/2 (xxx=Pmax)	YLxxxD-37e 1500V 1/2 (xxx=Pmax)	YLxxxD-37e 1500V 1/2 (xxx=Pmax)
Power output-Pmax (W)	390	395	400	405	410	415
Power output tolerances-ΔPmax (W)	0 / + 5					
Module efficiency-η <sub>m</sub> (%)	20.0	20.2	20.5	20.7	21.0	21.3
Voltage at Pmax - V <sub>mpp</sub> (V)	30.35	30.50	30.65	30.80	30.95	31.10
Current at Pmax-I <sub>mp</sub> (A)	12.86	12.96	13.06	13.15	13.25	13.35
Open-circuit voltage-V <sub>oc</sub> (V)	36.84	36.95	37.06	37.17	37.28	37.39
Short-circuit current-I <sub>sc</sub> (A)	13.62	13.70	13.78	13.86	13.94	14.02

\*STC: 1000 W·m<sup>-2</sup> irradiance, 25°C cell temperature, AM 1.5.

## Electrical Parameters at Nominal Operating Cell Temperature (NOCT\*)

Power output-Pmax (W)	290	294	298	301	305	309
Voltage at Pmax - V <sub>mpp</sub> (V)	28.20	28.34	28.48	28.64	28.78	28.91
Current at Pmax-I <sub>mp</sub> (A)	10.29	10.37	10.45	10.52	10.60	10.68
Open-circuit voltage-V <sub>oc</sub> (V)	34.50	34.61	34.71	34.81	34.91	35.02
Short-circuit current-I <sub>sc</sub> (A)	11.00	11.07	11.13	11.20	11.26	11.33

\*NOCT: open-circuit module operation temperature at 800 W·m<sup>-2</sup> irradiance, 20°C ambient temperature, 1 m · s<sup>-1</sup> wind speed.

## Thermal Characteristics

Nominal operating cell temperature-NOCT(°C)	45 ± 2
Temperature coefficient of Pmax-γ (% / °C)	- 0.35
Temperature coefficient of Voc-β (% / °C)	- 0.27
Temperature coefficient of I <sub>sc</sub> -α (% / °C)	0.05

## Operating Conditions

Max. system voltage	1000 V <sub>DC</sub> / 1500 V <sub>DC</sub>
Max. series fuse rating*	25 A
Operating temperature range	- 40°C~ 85°C
Max. static load, front (e.g., snow)	5400 Pa
Max. static load, back (e.g., wind)	2400 Pa
Max. hailstone impact (diameter / velocity)	25 mm / 23 m·s <sup>-1</sup>

\*Do not connect fuse in combiner box with two or more strings in parallel connection.

## Packaging Specifications

Number of modules per pallet	36
Number of pallets per 40' container	26
Packaging box dimensions (L / W / H)	1740 mm / 1110 mm / 1245 mm
Box weight	810 kg

## General Characteristics

Dimensions (L / W / H)	1722 mm / 1134 mm / 30 mm
Weight	21.5 kg

## Construction Materials

Cell (material / quantity)	p-type monocrystalline silicon / 6 x 18
Glass (aterial / thickness)	low-iron tempered glass / 3.2 mm
Frame (material)	anodized aluminum alloy
Junction box (type / protection degree)	3 bypass diodes / ≥ IP68
Cable (length / cross-sectional area)	± 1200 mm / 4 mm <sup>2</sup>

•Due to continuous innovation, research and product improvement, the specifications in this product information sheet are subject to change without prior notice.  
The specifications may deviate slightly and are not guaranteed.  
•The data do not refer to a single module and they are not part of the offer, they only serve for comparison to different module types.



Yingli Solar Website